

INTERNATIONAL SPORT KITE **JUDGES' BOOK** VERSION 2.1

1 AUGUST 2006



All Japan Sport Kite Association



American Kitefliers Association



Sport Team and Competitive Kiting

Change History:**Version 1.0 - 1 June 2001**

Original

Version 2.0 - 1 August 2005

For the changes, please refer to ISKJB V2.0 of 1 August 2005

Version 2.01 - 1 November 2005

For the changes, please refer to ISKJB V2.01 of 1 November 2005

Version 2.1 - 1 August 2006

1. Changed item I. Introduction Notice
2. Added item VII. Scoring Mix
3. Changed item VI.C. added one word
4. Added sample Mix Score sheet
5. Removed Judges' Field Reference
6. Change in Field Reference Card item IV.I.2 c

The International Rule Book Committee - 2006

AJSKA	AKA	STACK
Fumiaki Tatsuma	Mike Huff	John Mitchell
Masanobu Komuro	John Barresi	Peter Fiedler

Contents

I. INTRODUCTION	5
II. GENERAL	6
A. Responsibilities	6
1. Judges' Code of Ethics.....	6
2. Flying Skills	6
B. Administrative Guidelines	6
1. Staff.....	6
2. Meetings.....	11
C. Wind Recess Procedure	12
D. Disqualification	13
1. General	13
2. Examples	13
III. THE BASICS OF SCORING	14
A. Scoring Process	14
1. Judges.....	14
2. Score Compilation.....	15
B. Scoring Component Definitions	16
1. Complexity	16
2. Continuity	16
3. Compulsory	16
4. Control.....	16
5. Creativity	16
6. Rhythm.....	16
7. Technical Difficulty	16
8. Timing	16
9. Use of the Wind Window.....	17
IV. SCORING PRECISION	18
A. General Description	18
B. Scoring Components	18
1. Compulsories (each 20% of precision score).....	18
2. Technical Routine (40% of precision score).....	18
V. SCORING BALLET	19
A. General Description	19
B. Scoring Components	19
1. Choreography (60% of the ballet score)	19
2. Execution (40% of the ballet score)	19
VI. SCORING MIX.....	19
A. Scoring Compulsories (each 15% of precision score)	19
B. Scoring Ballet Components.....	19
1. Choreography (33% of the ballet score)	19

2. Execution (22% of the ballet score)	19
VI. SCORING PENALTIES.....	20
A. Penalties for Ballet and the Precision Technical Routine	20
1. Improper Beginnings and Endings	20
2. Incidental Contacts (Ticks) and Crashes	20
B. Penalties Specific to Precision	21
1. Flying the Wrong Figure	21
2. Omission of IN/OUT Calls	21
3. Violation of Setup Time	21
4. Incidental Contacts (Ticks) and Crashes during Compulsory	21
C. Ballet Music Preparation	21
APPENDIX A: SAMPLE SCORE SHEETS	22
APPENDIX B: FIELD REFERENCES	25
APPENDIX C: SAMPLE PROTEST FORM.....	26
APPENDIX D: SAMPLE CHIEF JUDGE'S REPORT.....	27

I. INTRODUCTION

This book aims to define many of the issues faced by sport kite judges. It should be seen as a framework setting out what judges should look for and how they might react, but it does not state how they should see things and how they should judge.

The book is a companion for the judge who attends workshops and seminars. The theoretical and practical side must go together.

Competitors should feel comfortable that officials have a certain level of understanding and ability. There are many innovations in this book and even more clarifications. However, if we are to keep our sport interesting and exciting, if we are to attract new people as competitors and all people as supporters, then we need to continue to innovate and reform as appropriate. To do this, the International Rule Book Committee requires your input, whether by telephone, post, or e-mail. If you are a member of the All-Japan Sport Kite Association (AJSKA), American Kitefliers Association (AKA), or Sport Team and Competitive Kiting (STACK), your local officials should be able to point you in the right direction.

The latest updates will be available at the official IRBC website, <http://www.worldsportkite.com/irbc.htm>, and/or through the sanctioning authorities.

The IRBC would like to thank all those, now too numerous to mention, who have helped develop the sport kite rules over the years.

Notice

Unless otherwise specified, this *Judge's Book* is considered as a rule that may be amended by the sanctioning authority at the beginning of the competition season.

The Official adoption dates of this *Judge's Book*, unless otherwise announced by the respective sanctioning authority, are:

1 April, 2007 - AJSKA (All Japan Sport Kite Association)

1 August, 2006 - AKA (American Kitefliers Association)

28 September, 2006 - STACK (Sport Team and Competitive Kiting)

II. GENERAL

A. Responsibilities

1. Judges' Code of Ethics

This section sets out the standards that competitors are entitled to expect of judges and that judges should aim for. However, it should always be remembered that judging is subjective, and thus different judges will have different views.

a) Integrity

Honor the competitors by giving each performance your full attention and generating each score by drawing on your full abilities as a judge. Also ignore any personal or professional relationship with the competitors or the manufacturer/supplier of the equipment they are using.

b) Objectivity

Assess the performance fairly regardless of your own personal taste in music, kite type, level, age, or gender of the competitor.

c) Open-Mindedness

Judge what you see, not what you expect to see.

d) Criticisms

Always respond in a constructive and honest manner when a competitor asks for feedback.

2. Flying Skills

A judge is not required to be a competitor or past competitor, but must certainly understand all aspects of sport kite flying techniques and must keep up-to-date.

B. Administrative Guidelines

1. Staff

a) Members of the Staff

(1) Chief Judge

There shall be one chief judge for the competition. The chief judge may be a judge for a particular discipline. The chief judge may not be a competitor at the competition. To ensure that a competitor is provided all the defined stages of a protest, it is recommended that the chief judge not act as a head judge.

The chief judge has the following responsibilities:

- Overseeing staffing.

- Managing the compilation, posting, and dissemination of the scores for the competition.
- Choosing the 3 compulsory figures for each precision discipline, if possible with the assistance of the other judges and specifically the head judge for the relevant precision discipline.
- Conducting the competition briefing and competition debriefing.
- Ruling on protests as outlined in the *International Sport Kite Rules Book*.
- Preparing the discipline flight orders.
- Recommending withdrawal of sanctioning by the sanctioning authority or the sanctioning authority's appointed agent if the prescribed conditions have not been met.
- Deciding when the competition will start and has finished for the day.
- Producing a written report that includes details of any contentious issues, any disqualifications (DQs), any protests or complaints and their outcome, any issues raised by competitors and or officials in any debriefing, and anything else that the chief judge feels may serve to improve future competitions.
- Sending copies of the written report within 15 days of the end of the competition to the sanctioning authority and the supervisory committee of the competition. The chief judge will also send a copy of the written report to those head judges involved in a disqualification or protest during the competition.
- Sending the scores from all disciplines to the sanctioning authority within 15 days of the end of the competition.

(2) Head Judge

There is one head judge for each discipline.

The head judge has the following responsibilities:

- Conducting the discipline briefing.
- Acting as a judge for the discipline.
- Directing discipline judging staff on procedural issues.
- Ruling on protests as outlined in the *International Sport Kite Rules Book*.
- Conducting a discipline debriefing, if one is requested or scheduled.

(3) Discipline Judges

In addition to the head judge, there shall be a minimum of two additional judges responsible for scoring the performances. Four additional judges are required for international competition and strongly recommended everywhere.

Note: "International" in this case refers to competitions involving multiple sanctioning authorities—e.g., AJSKA, AKA, and STACK.

(4) Field Director

The field director has overall authority and responsibility for the running of the discipline. The field director has the following responsibilities:

(a) General

- Collecting ballet music.
- Ensuring that the discipline is run fairly and in a timely manner.
- Ensuring that the competitor complies with all rules and guidelines as stated in the *International Sport Kite Rules Book*.
- Ensuring that a competitor has an appropriate number of launch crew members on the field.
- Ensuring that there is no sideline coaching.
- Taking appropriate action in the event of unsportsmanlike conduct.
- Checking the wind speed and enforcing the wind rules.

(b) Safety

- Informing the competitor of any warning (yellow) flags.
- Disqualifying the competitor in the event of a violation of the safety rules.
- Ensuring that the line judges are correctly placed.
- Monitoring the back boundary (unless there are adequate line judges).
- Informing the competitor if he or she is close to the back boundary.
- Monitoring the field to ensure that there are no unauthorized persons on the field and that the sky is clear of obstructions.
- Taking appropriate action in the event of a possible safety problem.

(c) Timing

- Ensuring that the competitor complies with all setup time rules.
- Monitoring the duration of the competitor's routine.
- Making time calls as requested by the competitor.
- Informing the judges if the competitor reaches maximum time.
- Informing the judges if the competitor does not reach minimum time.

(d) Coordination

- Signaling the competitor to enter the flying field.
- Welcoming the competitor onto the field.
- Where appropriate, and depending on the skill level, positioning the competitor.
- Informing the competitor of any special information.
- Informing the competitor when the judges are ready.
- Showing the figures to the competitor (individual, or pair or team leader) upon request.
- Indicating to the judging panel when the IN and OUT calls are made.
- Directing the PA to cue the music.
- Monitoring the line judges.
- Liaising with the pit boss.
- Ensuring that the next competitor is admitted to the field as soon as possible after the previous one has finished.
- Liaising with the chief judge, head judge, and other officials when wind recesses or other matters affect the competition.
- Directing launch crew at the request of the competitor.

The field director may not, for a variety of reasons, be able to carry out all of the responsibilities listed. This does not absolve the competitor from complying with the rules and guidelines. For example, if a competitor gets too close to the boundary or receives a warning flag and the field director has not informed the competitor of this, the competitor will still be disqualified for moving or flying over the outer boundary.

(5) Pit Boss

- The *International Sport Kite Rules Book* states, "A pit boss will be provided as needed, depending on the discipline size and skill level." The pit boss works under the direction of the field director and has the following responsibilities:
- Attempting to ensure that competitors are in the stage-in area and ready to fly when the field director signals that they can enter the flying field.
- Ensuring that competitors remove all their equipment from the stage-in and stage-out areas in a timely manner.
- Ensuring that the stage-in and stage-out areas are kept as clear as possible of equipment and people.
- Trying to ensure that no one who should not be on the field enters the competition field and that the sky above the field is clear of kites or other obstructions at all times.
- Warning the field director of any safety problems.
- If necessary, coordinating the assignment of launch crew from available competitors in the manner defined at the competition briefing.

(6) Line Judges

Two line judges are recommended. The line judges work under the direction of the field director and have the following responsibilities:

- Monitoring the designated boundaries and informing the field director if any competitor flies a kite over a designated boundary at any time. The signals would normally be to raise a yellow flag for the inner boundary and a red flag for the outer boundary.
- Signaling the field director when a competitor's body moves over the designated boundary during a performance. The signals would normally be to raise a yellow flag for the inner boundary and a red flag for the outer boundary.
- Trying to ensure that no one who should not be on the field enters the competition field and that the sky above the field is clear of kites or other obstructions at all times.
- Warning the field director of any safety problems.

(7) Scorers

The scorers work under the direction of the chief judge and have the following responsibilities:

- Reviewing the score sheets for completeness and readability.
- Using a sanctioning authority–approved scoring program and/or method, when existing.
- Compiling the scores from the individual judges' score sheets.
- Deducting the appropriate number of points for those penalties that are required to be assessed from the final score.
- Determining a ranking for the competitors in each discipline.
- Posting the scores, as directed by the chief judge.

b) Changes in Staff

Whenever possible, staff should remain the same throughout a discipline. However, if changes must be made, the following must hold:

- If a judge must leave the discipline, that judge's scores are dropped for the discipline. If this judge is the head judge, a new head judge must be appointed from the remainder of the judging staff for the discipline.
- There must be a minimum of three judges remaining (including the head judge) after any judge leaves. If the departure of a judge leaves a judging panel of fewer than three, then the discipline must be abandoned and may be subsequently restarted with a full judging panel.
- The field director, line judges, and pit boss may be replaced if necessary.

2. Meetings

Attendance at meetings is recommended. The sanctioning authority, event organizer, or chief judge may determine that attendance is mandatory. For such a requirement, competitors must receive a minimum of 30 days advance notice.

a) Briefings

(1) Competition Briefing (run by the chief judge)

During the competition briefing, at a minimum the chief judge must do the following:

- Review any changes in the published schedule.
- Emphasize the importance of safety.
- Identify competition fields, practice fields, and all boundaries.
- Review stage-in and stage-out procedures.
- Introduce officials and other personnel as appropriate.
- Review the procedure for handling schedule conflicts.
- Oversee the selection of the competitors' representative. Also ensure that a judges' representative has been selected.
- Decide on the launch crew selection procedure.
- Discuss any other issues unique to the competition.
- Review the procedure for making a protest.
- Encourage competitors to attend the debriefing.
- Encourage competitors to submit biography sheets for use by the announcer where requested.
- Answer any competitor questions.
- Identify the contact person to whom competitors should address questions during the competition, as well as the place where notices will be posted.

(2) Discipline Briefing (run by the head judge)

During the discipline briefing, at a minimum the head judge must do the following:

- Introduce the judges, field director, line judges, and pit boss.
- Take roll call and announce the flight order.
- Ensure that the music has been collected by the field director for ballet disciplines.
- Review the positioning of the line judges.
- Review the procedures for staging in and out.
- Review the launch crew procedures.
- Announce and review compulsories for precision disciplines.
- Collect biography sheets for the announcer, if requested.

b) Debriefings**(1) Competition Debriefing (run by the chief judge)**

The chief judge should hold the competition debriefing as soon as possible after the end of the competition. However, a prize ceremony or results announcement should take priority over a competition debriefing at the discretion of the event organizer and chief judge. A debriefing gives competitors the chance to provide feedback that will enable future competitions to improve. It also provides officials, particularly chief and head judges, the opportunity to make comments on the whole competition and on individual disciplines. All such feedback should be included in the chief judge's written report.

At international competitions sanctioned by more than one of the sanctioning authorities, the feedback should be sent to the International Rule Book Committee.

Following the formal debriefing, competitors should have the chance to discuss their performances with all the judges who marked them. This allows competitors to gain important feedback on their performances.

(2) Discipline Debriefing (run by the head judge)

The head judge will hold a discipline debriefing at the request of any of the discipline's competitors or officials.

The head judge should forward relevant feedback to the chief judge for inclusion in the competition debriefing report.

The objectives are to:

- Explain unusual happenings during the discipline such as wind recesses or disqualifications.
- Answer questions from competitors about their performances.
- Give the judges and other officials a chance to offer constructive criticism or advice to competitors.
- Solicit comments about what could be improved or simplified.

C. Wind Recess Procedure

Once a discipline goes into a wind recess, the head judge must wait until conditions are within the specified margins to resume the discipline at the point in the flight order where the wind recess was called.

If conditions do not improve in a reasonable amount of time, the head judge must consult with the chief judge and, where appropriate, the supervisory committee, to determine a course of action. The decision will be made according to the wind guidelines in the *International Sport Kite Rules Book*. In determining the action to take, the officials shall do their best to ensure that all competitors have been treated fairly.

D. Disqualification

1. General

If an official disqualifies a competitor, a written report must be made by that official to the competitor and a copy must be sent to the sanctioning authority. If the competitor appeals a decision, the official to whom the competitor appeals must make a written report to the competitor and a copy must be sent to the sanctioning authority.

Disqualification from a competition affects the competitor only in the form in which he or she was disqualified. For example, if a team is disqualified, any member of that team may still take part in individual competition.

Any competitor who is disqualified shall leave the field as soon as possible. Any protest or discussion shall take place after the discipline has finished.

2. Examples

Officials shall make any decision concerning an infringement of a rule as soon as possible after the infraction.

a) Exhibiting Unsportsmanlike Conduct

Unsportsmanlike conduct results in disqualification of the competitor from the discipline. Repeated infringements or violent threatening behavior will result in disqualification from the competition.

b) Receiving Advice on the Competition Field during a Discipline

If a competitor receives advice from anyone other than the field director while on the competition field during a discipline, 10 points are deducted by the scorekeeper from the competitor's final computed score in that discipline.

Giving advice or heckling is considered unsportsmanlike conduct. Repeated or serious infringements may lead to disqualification from the discipline.

c) Flying or Moving over Boundaries

Flying over the outer boundary will result in disqualification from the discipline in which a competitor is competing, is about to compete, or has recently competed. This rule applies from the first call for a discipline through the end of that discipline, as determined by the head judge.

If, while competing, any part of a competitor's body moves outside the outer boundary, the competitor will be disqualified.

III. THE BASICS OF SCORING

Each judge must assign a whole number from 0 to 100, to reflect his or her assessment of the performance in each of the specified scoring components. Computer-generated numbers may be to several decimal places. These numbers are used to rank the performances within a discipline.

The score should reflect the competitor's performance regardless of the competitor's skill level. All competitors, regardless of their skill level, should be able to compare their abilities on the basis of these scores.

A. Scoring Process

1. Judges

a) Position

Judges should, in general, position themselves behind the competitor without interfering with the competitor or the field director. Thus, judges may need to move with the competitor.

b) Conditions

Varying wind and weather conditions should not affect the way judges' score. For example, in bad conditions judges should not be more generous when scoring. That is, judges should mark what they see and nothing else.

c) Documents

The head judge should have a current copy of all international rule books and appropriate sanctioning authority appendixes on the field.

The score sheet should include specific areas for at least the following:

- Competition
- Date
- Discipline
- Heat, if appropriate
- Class
- Name (and ID number, if applicable) of the judge
- Competitor's place in the flight order
- Name and ID number of the competitor
- Raw scores for individual elements related to the specific discipline
- Penalties for an improper ending
- Other penalties
- Notes

2. Score Compilation

a) General Procedure

Judges record their scores and comments on score sheets. Penalty point deductions, other than those designated as being deducted from the final score, are assigned by the judges, clearly indicated on the score sheets, and used in assigning the component scores. The judges' score sheets are then collected and turned in to the scorers for compilation and ranking.

b) Calculating the Individual Scores

For each competitor, the scores for each component from each judge are collected, summed, and weighted as outlined in sections IV Scoring Precision and V Scoring Ballet to determine a score used to rank the competitor's performance within the discipline. All the discipline judges' scores will be used to determine the final score for the discipline with the exception of shadow judges (judges in training).- If the sanctioning authority has officially approved a particular scoring program and/or method, that program/method must be used to calculate scores at all events governed by said authority. All data entry or other calculations must be double checked.

c) Deductions From Final Score

Some infractions result in deductions from the overall score for an entire performance or component. Judges clearly indicate the existence of such infractions on their score sheets. When such a penalty is assessed, the scores are combined and calculated in the normal manner and then the penalty points are deducted by the scorer to reach the final score. It is possible to have more than one penalty that results in deductions from the final score.

Infraction	Deduction
Receiving advice on the field	10 points off final score
Music mislabeled or not cued	10 off final score

d) Combining Scores across Disciplines

When disciplines are combined for the final score, the scores from the respective disciplines will be added and divided by the number of disciplines.

e) Publishing Scores

Discipline and class results should be posted with the competitors' names and computed scores. The decision of whether judges' names are shown is to be decided by the sanctioning authority. In international competitions, judges' names will be published.

During a discipline debriefing, the competitors may discuss their performances and scores with the individual judges.

B. Scoring Component Definitions

This section attempts to define the various key words we use, and to explain what the scoring components assess.

1. Complexity

Generally, the less room there is for error/improvisation in the choreographed routine-that is, the less time there is between clearly choreographed elements-the more complex the routine is considered to be.

2. Continuity

Continuity is the way the individual elements within a routine flow into each other to produce a complete entity.

3. Compulsory

A compulsory is a figure required to be flown in a precision discipline. These figures are defined by diagrams and descriptions in the *International Sport Kite Rules Book*.

4. Control

Control is the ability to make the kite go exactly where the competitor desires. This may include the ability to affect the forward, reverse, and lateral movement of the kite, including its speed, the ability to stall or change the plane of the kite, and the degree of precision. For multi-line disciplines the competitor should demonstrate the ability to control the multi-line aspects of the kite.

5. Creativity

Creativity is the use of imagination within a performance.

6. Rhythm

The movement or variations in the movement of the kite characterized by the regular recurrence or alternation of different motions, speed changes, stops, etc.

7. Technical Difficulty

Technical difficulty is reflected in the use of technically demanding and daring maneuvers.

Note: The number of members in a team does not automatically affect the level of technical difficulty.

8. Timing

Timing is the measurement of the interval between maneuvers. For an individual this might mean turning at a regular interval. For a pair or team it could mean performing a particular maneuver in sequence.

9. Use of the Wind Window

Use of the wind window means demonstrating the ability to utilize the full area in which the competitor's kite(s) could normally fly in the prevailing conditions.

IV. SCORING PRECISION

A. General Description

Each precision discipline is made up of three compulsory figures and a technical routine. The technical routine is further divided into execution and content components.

B. Scoring Components

The compulsories and technical routines are weighted as follows for all competitors:

1. Compulsories (each 20% of precision score)

- Each compulsory figure has two critical components that are weighted heavily by the judges in their scoring. For international competitions, *these components are each worth 30%* of the score for the compulsory. The weighting is intended to focus the attention of the pilots and judges on some aspects of the compulsory figure and encourage that component to be flown exactly as depicted. A critical component is only part of the overall compulsory figure and therefore, even if poorly executed, does not necessarily result in a zero score for the entire compulsory figure. Note: "International" in this case refers to a competition that has competitors from different countries—e.g., Spain and Italy.
- Compare the figure as flown to the diagram and the description.
- Consider placement within the precision grid, relative placement of components, speed control, and other aspects of compulsory figures as defined in the *International Sport Kite Compulsories Book*.

2. Technical Routine (40% of precision score)

a) Execution (75% of technical routine, 30% of precision score)

- Consider control, complexity, and use of the wind window.
- Consider the quality of any daring maneuvers or tricks.
- For multi-line disciplines, consider multi-line effects.
- For pairs and teams, timing and spacing are important.

b) Content (25% of technical routine, 10% of precision score)

- Look for complexity, originality, rhythm, creativity, and continuity.
- Consider the appropriateness of any daring maneuvers or tricks.

V. SCORING BALLET

A. General Description

A ballet routine is a free-form performance to the music of the competitor's choice.

B. Scoring Components

1. Choreography (60% of the ballet score)

- The interpretation of the music is very important.
- Consider continuity, creativity, complexity, and rhythm.

2. Execution (40% of the ballet score)

- Consider control, use of the wind window, technical difficulty, rhythm.
- For pairs and teams, also consider timing and spacing.

VI. SCORING MIX

The MIX discipline is an alternative to the Precision and Ballet disciplines

A. Scoring Compulsories (each 15% of precision score)

The compulsories are weighted as follows for all competitors:

- Each compulsory figure has two critical components that are weighted heavily by the judges in their scoring. A critical component is only part of the overall compulsory figure and therefore, even if poorly executed, does not necessarily result in a zero score for the entire compulsory figure.
- Compare the figure as flown to the diagram and the description.
- Consider placement within the precision grid, relative placement of components, speed control, and other aspects of compulsory figures as defined in the *International Sport Kite Compulsories Book*.

B. Scoring Ballet Components

A ballet routine is a free-form performance to the music of the competitor's choice.

1. Choreography (33% of the ballet score)

- The interpretation of the music is very important.
- Consider continuity, creativity, complexity, and rhythm.

2. Execution (22% of the ballet score)

- Consider control, use of the wind window, technical difficulty, rhythm.
- For pairs and teams, also consider timing and spacing.

VI. SCORING PENALTIES

A. Penalties for Ballet and the Precision Technical Routine

This section identifies mandatory and optional deductions from specified scoring components.

1. Improper Beginnings and Endings

To be applied, these penalties require a unanimous decision by the judging panel.

a) Violation of Setup Times

If the competitor does not start within the specified setup time and the field director has called IN to force the beginning of the performance, 10 points will be deducted from the choreography score for ballet or the technical content score for precision.

b) Violation of Discipline Time Frames

(1) Less than Minimum Time

If the performance does not meet the minimum time requirement, it is considered as not flown and therefore given an overall score of zero.

(2) More than Maximum Time

If the performance exceeds the maximum time allowed, judges will score the performance only up to the maximum time mark and disregard any activity after that point. In addition, 10 points will be deducted from the choreography score for ballet or the content score of the precision technical routine.

c) Lack of Conceptual Beginning or Ending

Technical routines and ballet routines should contain a beginning, middle, and an ending. If the routine lacks a conceptual beginning or ending, a penalty of 10 points is deducted from the choreography score for ballet or the content score of the precision technical routine.

2. Incidental Contacts (Ticks) and Crashes

Incidental contacts (ticks) and crashes are no longer regarded as penalties.

Judges are directed to consider the effect of incidental contacts (ticks) and crashes; however they may be defined, in their respective scores.

B. Penalties Specific to Precision

1. Flying the Wrong Figure

If the competitor flies a figure different from the one announced, the judges will give the competitor a zero score for the compulsory. This includes flying the figure in a different direction from what is described, unless announced beforehand by the competitor.

2. Omission of IN/OUT Calls

If a competitor does not call IN or OUT, for the technical routine or a compulsory figure, that component will receive a zero score.

3. Violation of Setup Time

If the competitor does not start within the specified setup time for a compulsory figure, the figure will be scored zero. The setup time for the next precision component (compulsory or technical routine) begins immediately.

4. Incidental Contacts (Ticks) and Crashes during Compulsory

Incidental contacts (ticks) and crashes are no longer regarded as penalties.

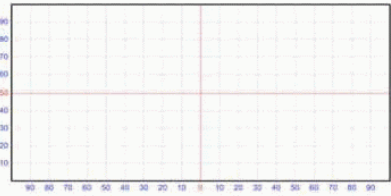
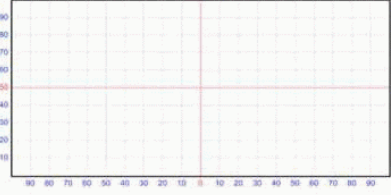
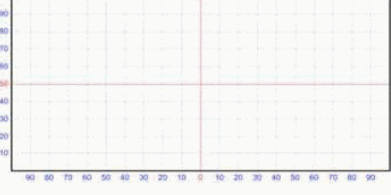
Judges are directed to consider the effect of Incidental contacts (ticks) and crashes; however they may be defined, in their respective scores.

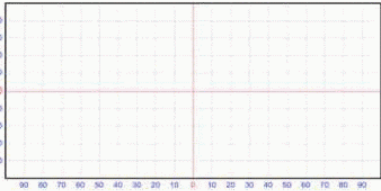
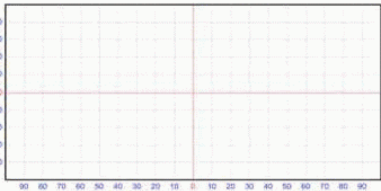
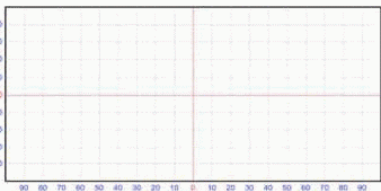
C. Ballet Music Preparation

If the head judge determines that the music was not properly cued or clearly labeled, the judges' score sheets will indicate a music penalty and the scorekeeper will deduct 10 points from the final computed score for the ballet performance.

Appendix A: Sample Score Sheets

(Competition Class) Ballet			Competition Name	Date			
ID#	Competitor Name	ID#	Judge	HJ?	x		
Ballet	Execution	Control	High Avg Low	Notes:	<div style="border: 2px solid blue; padding: 5px; width: fit-content; margin: auto;"> Raw Score 0 - 100 </div>		
		Executing with the music	High Avg Low				
		Straight lines	High Avg Low				
		Arcs and curves	High Avg Low				
		Turns and corners	High Avg Low				
		Stalls, slides and landings	High Avg Low				
		Speed control	High Avg Low				
		Trick quality	High Avg Low				
		Precise timing and spacing	High Avg Low				
		Ballet	Choreography			Interpretation	High Avg Low
Complexity	High Avg Low						
Use of musical dynamic	High Avg Low						
Effective use of tricks	High Avg Low						
Changes of tempo	High Avg Low						
Window usage	High Avg Low						
Complexity of timing	High Avg Low						
Variety of spacing	High Avg Low						
	High Avg Low						
	High Avg Low						
Complete Ballet Penalties							
Receiving advice during a discipline - II.D.2.b) -		x	-10	DQ - unsporting conduct - II.D.2.a) -		x	DQ
Music not cued or labeled properly - VI.C. -		x	-10	DQ - flew or moved over boundary - ISKRB III.B.) -		x	DQ
Less than minimum time - VI.A.1.b)(1) -		x	0				

(Competition Class) Precision				Date												
ID#	Competitor Name	ID#	Judges Name:	Scoring Method (30-30-40)?	HJ?											
PRECISION				<table border="1" style="width:100%; border-collapse: collapse;"> <tr><td>CC1:</td><td>0-30 0-100</td></tr> <tr><td>CC2:</td><td>0-30 0-100</td></tr> <tr><td>Rest:</td><td>0-340 0-100</td></tr> </table>		CC1:	0-30 0-100	CC2:	0-30 0-100	Rest:	0-340 0-100					
				CC1:	0-30 0-100											
				CC2:	0-30 0-100											
	Rest:	0-340 0-100														
	<table border="1" style="width:100%; border-collapse: collapse;"> <tr><td>Wrong Figure ?</td><td style="text-align: center;">x</td><td style="text-align: right;">0</td></tr> <tr><td>No In or Out ?</td><td style="text-align: center;">x</td><td style="text-align: right;">0</td></tr> <tr><td>Setup Time ?</td><td style="text-align: center;">x</td><td style="text-align: right;">0</td></tr> </table>		Wrong Figure ?	x	0	No In or Out ?	x	0	Setup Time ?	x	0					
	Wrong Figure ?	x	0													
	No In or Out ?	x	0													
	Setup Time ?	x	0													
	<table border="1" style="width:100%; border-collapse: collapse;"> <tr><td>CC1:</td><td>0-30 0-100</td></tr> <tr><td>CC2:</td><td>0-30 0-100</td></tr> <tr><td>Rest:</td><td>0-40 0-100</td></tr> </table>		CC1:	0-30 0-100	CC2:	0-30 0-100	Rest:	0-40 0-100								
CC1:	0-30 0-100															
CC2:	0-30 0-100															
Rest:	0-40 0-100															
			<table border="1" style="width:100%; border-collapse: collapse;"> <tr><td>CC1:</td><td>0-30 0-100</td></tr> <tr><td>CC2:</td><td>0-30 0-100</td></tr> <tr><td>Rest:</td><td>0-40 0-100</td></tr> </table>		CC1:	0-30 0-100	CC2:	0-30 0-100	Rest:	0-40 0-100						
			CC1:	0-30 0-100												
			CC2:	0-30 0-100												
Rest:	0-40 0-100															
<table border="1" style="width:100%; border-collapse: collapse;"> <tr><td>Wrong Figure ?</td><td style="text-align: center;">x</td><td style="text-align: right;">0</td></tr> <tr><td>No In or Out ?</td><td style="text-align: center;">x</td><td style="text-align: right;">0</td></tr> <tr><td>Setup Time ?</td><td style="text-align: center;">x</td><td style="text-align: right;">0</td></tr> </table>		Wrong Figure ?	x	0	No In or Out ?	x	0	Setup Time ?	x	0						
Wrong Figure ?	x	0														
No In or Out ?	x	0														
Setup Time ?	x	0														
<table border="1" style="width:100%; border-collapse: collapse;"> <tr><td>CC1:</td><td>0-30 0-100</td></tr> <tr><td>CC2:</td><td>0-30 0-100</td></tr> <tr><td>Rest:</td><td>0-40 0-100</td></tr> </table>		CC1:	0-30 0-100	CC2:	0-30 0-100	Rest:	0-40 0-100									
CC1:	0-30 0-100															
CC2:	0-30 0-100															
Rest:	0-40 0-100															
			<table border="1" style="width:100%; border-collapse: collapse;"> <tr><td>CC1:</td><td>0-30 0-100</td></tr> <tr><td>CC2:</td><td>0-30 0-100</td></tr> <tr><td>Rest:</td><td>0-40 0-100</td></tr> </table>		CC1:	0-30 0-100	CC2:	0-30 0-100	Rest:	0-40 0-100						
			CC1:	0-30 0-100												
			CC2:	0-30 0-100												
Rest:	0-40 0-100															
<table border="1" style="width:100%; border-collapse: collapse;"> <tr><td>Wrong Figure ?</td><td style="text-align: center;">x</td><td style="text-align: right;">0</td></tr> <tr><td>No In or Out ?</td><td style="text-align: center;">x</td><td style="text-align: right;">0</td></tr> <tr><td>Setup Time ?</td><td style="text-align: center;">x</td><td style="text-align: right;">0</td></tr> </table>		Wrong Figure ?	x	0	No In or Out ?	x	0	Setup Time ?	x	0						
Wrong Figure ?	x	0														
No In or Out ?	x	0														
Setup Time ?	x	0														
<table border="1" style="width:100%; border-collapse: collapse;"> <tr><td>CC1:</td><td>0-30 0-100</td></tr> <tr><td>CC2:</td><td>0-30 0-100</td></tr> <tr><td>Rest:</td><td>0-40 0-100</td></tr> </table>		CC1:	0-30 0-100	CC2:	0-30 0-100	Rest:	0-40 0-100									
CC1:	0-30 0-100															
CC2:	0-30 0-100															
Rest:	0-40 0-100															
Technical	Control	Avg	High	Notes: <table border="1" style="width:100%; border-collapse: collapse;"> <tr><td style="text-align: center;">Raw Score</td></tr> <tr><td style="text-align: center;">0-100</td></tr> </table>		Raw Score	0-100									
	Raw Score															
	0-100															
	Window Usage	Avg	High													
	Timing	Avg	High													
Spacing	Avg	High														
Trick Quality	Avg	High														
Routine	Complexity	Avg	High	Notes: <table border="1" style="width:100%; border-collapse: collapse;"> <tr><td style="text-align: center;">Raw Score</td></tr> <tr><td style="text-align: center;">0-100</td></tr> </table> <table border="1" style="width:100%; border-collapse: collapse; margin-top: 10px;"> <tr><td>GT Max Time -</td><td style="text-align: center;">x</td><td style="text-align: right;">-10</td></tr> <tr><td>Impr. Beg/End -</td><td style="text-align: center;">x</td><td style="text-align: right;">-10</td></tr> <tr><td>Setup Time -</td><td style="text-align: center;">x</td><td style="text-align: right;">-10</td></tr> </table>		Raw Score	0-100	GT Max Time -	x	-10	Impr. Beg/End -	x	-10	Setup Time -	x	-10
	Raw Score															
	0-100															
	GT Max Time -	x	-10													
	Impr. Beg/End -	x	-10													
	Setup Time -	x	-10													
Continuity	Avg	High														
Technical Difficulty	Avg	High														
Landings, Stalls, Slides	Avg	High														
Slack-Line Tricks	Avg	High														
free	Avg	High														
Precision Discipline Penalties				Technical Routine Penalties												
Receiving advice during a discipline - II.D.2.b) -				x	-10											
DQ - unsporting conduct - II.D.2.a) -				x	DQ											
DQ - flew or moved over boundary - ISKRB III.B.) -				x	DQ											
Less than minimum time - VI.A.1.b)(1) -				x	0											
Omission of IN or OUT calls - VI.B.2 -				x	0											

(Competition Class) Mix			Competition Name	Date									
ID#	Competition Name	ID#	Judges Name	Scoring Method (30-30-40)?									
MIX	Precision			<table border="1" style="width: 100%; border-collapse: collapse;"> <tr> <td>CC1:</td> <td>0-30 0-100</td> </tr> <tr> <td>CC2:</td> <td>0-30 0-100</td> </tr> <tr> <td>Rest:</td> <td>0-40 0-100</td> </tr> </table>	CC1:	0-30 0-100	CC2:	0-30 0-100	Rest:	0-40 0-100			
		CC1:	0-30 0-100										
		CC2:	0-30 0-100										
		Rest:	0-40 0-100										
				<table border="1" style="width: 100%; border-collapse: collapse;"> <tr> <td>Wrong Figure ?</td> <td style="text-align: center;">x</td> <td style="text-align: right;">0</td> </tr> <tr> <td>No In or Out ?</td> <td style="text-align: center;">x</td> <td style="text-align: right;">0</td> </tr> <tr> <td>Setup Time ?</td> <td style="text-align: center;">x</td> <td style="text-align: right;">0</td> </tr> </table>	Wrong Figure ?	x	0	No In or Out ?	x	0	Setup Time ?	x	0
		Wrong Figure ?	x	0									
		No In or Out ?	x	0									
		Setup Time ?	x	0									
				<table border="1" style="width: 100%; border-collapse: collapse;"> <tr> <td>CC1:</td> <td>0-30 0-100</td> </tr> <tr> <td>CC2:</td> <td>0-30 0-100</td> </tr> <tr> <td>Rest:</td> <td>0-40 0-100</td> </tr> </table>	CC1:	0-30 0-100	CC2:	0-30 0-100	Rest:	0-40 0-100			
CC1:	0-30 0-100												
CC2:	0-30 0-100												
Rest:	0-40 0-100												
		<table border="1" style="width: 100%; border-collapse: collapse;"> <tr> <td>Wrong Figure ?</td> <td style="text-align: center;">x</td> <td style="text-align: right;">0</td> </tr> <tr> <td>No In or Out ?</td> <td style="text-align: center;">x</td> <td style="text-align: right;">0</td> </tr> <tr> <td>Setup Time ?</td> <td style="text-align: center;">x</td> <td style="text-align: right;">0</td> </tr> </table>	Wrong Figure ?	x	0	No In or Out ?	x	0	Setup Time ?	x	0		
Wrong Figure ?	x	0											
No In or Out ?	x	0											
Setup Time ?	x	0											
		<table border="1" style="width: 100%; border-collapse: collapse;"> <tr> <td>CC1:</td> <td>0-30 0-100</td> </tr> <tr> <td>CC2:</td> <td>0-30 0-100</td> </tr> <tr> <td>Rest:</td> <td>0-40 0-100</td> </tr> </table>	CC1:	0-30 0-100	CC2:	0-30 0-100	Rest:	0-40 0-100					
CC1:	0-30 0-100												
CC2:	0-30 0-100												
Rest:	0-40 0-100												
		<table border="1" style="width: 100%; border-collapse: collapse;"> <tr> <td>Wrong Figure ?</td> <td style="text-align: center;">x</td> <td style="text-align: right;">0</td> </tr> <tr> <td>No In or Out ?</td> <td style="text-align: center;">x</td> <td style="text-align: right;">0</td> </tr> <tr> <td>Setup Time ?</td> <td style="text-align: center;">x</td> <td style="text-align: right;">0</td> </tr> </table>	Wrong Figure ?	x	0	No In or Out ?	x	0	Setup Time ?	x	0		
Wrong Figure ?	x	0											
No In or Out ?	x	0											
Setup Time ?	x	0											
Ballet	Execution	Control	Low Avg High	Notes: <table border="1" style="width: 100%; border-collapse: collapse;"> <tr> <td style="text-align: center;">Raw Score</td> </tr> <tr> <td style="text-align: center;">0 - 100</td> </tr> </table>	Raw Score	0 - 100							
		Raw Score											
		0 - 100											
		Executing with the music	Low Avg High										
		Straight lines	Low Avg High										
		Arcs and curves	Low Avg High										
	Turns and corners	Low Avg High											
	Choreography	Interpretation	Low Avg High	Notes: <table border="1" style="width: 100%; border-collapse: collapse;"> <tr> <td style="text-align: center;">Raw Score</td> </tr> <tr> <td style="text-align: center;">0 - 100</td> </tr> </table>	Raw Score	0 - 100							
		Raw Score											
		0 - 100											
		Complexity	Low Avg High										
		Use of musical dynamic	Low Avg High										
Effective use of tricks		Low Avg High											
Changes of tempo	Low Avg High												
Window usage	Low Avg High												
Ballet Penalties													
Receiving advice during a discipline - II.D.2.b) -		x	10										
Music not cued or labeled properly - VI.C. -		x	10										
Less than minimum time - VI.A.1.b)(1) -		x	0										
		DQ	DQ										
		DQ	DQ										

Appendix B: Field References

Field Director's Field Reference

From the ISK Judges' Book

Ref.	PENALTY SITUATION INFORMATION REQUIRED BY THE JUDGES
VI.A.1.a)	Failed to start performance within initial setup time.
VI.A.1.a)	Failed to start next compulsory figure or technical routine within time limit.
VI.A.1.b)(1)	Failed to meet minimum time for ballet or precision technical routine.
VI.A.1.b)(2)	Exceeded maximum time for ballet or precision technical routine.
II.D.2.b)	Received advice during performance.
III.B.2/3	Flew or moved over boundary.

From the ISK Rules Book

Ref.	TIME LIMITS	Individuals	Pairs	Teams
IV.G.	Initial setup ¹	3 minutes	4 minutes	5 minutes
IV.G.	Setup between compulsory figures ¹	45 seconds	45 seconds	45 seconds
IV.G.	Setup between compulsories and technical routine ¹	90 seconds	90 seconds	90 seconds
IV.I.2.c)	Precision technical routine (min.-max.)	1–3 minutes	2–4 minutes	2–4 minutes
IV.H.1.	Ballet (min.-max.)	2–4 minutes	2–5 minutes	2–5 minutes

From the ISK Rules Book

Ref.	WIND GUIDELINES	Individuals	Pairs	Teams
IV.J.2.	Call for a wind check (up to minimum performance times)	Up to 2 minutes into ballet. Up to 1 minute into precision technical routine.	Up to 2 minutes into either ballet or precision technical routines.	Up to 2 minutes into either ballet or precision technical routines.
IV.J.1.	During a 10-second reading	Novice and Train 7–30 km/h (4.4–18.6 mph)	Other	4–45 km/h (2.5–28.0 mph)

From the ISK Rules Book

Ref.	LAUNCH CREW	Individuals	Pairs	Teams
IV.O.	Maximum number	2	2	1 per team member

¹ At no time will a competitor have less than 45 seconds to start after receiving permission from the field director.

Appendix C: Sample Protest Form

Event Name:

Location:

Date:

Competitor's name (Individual, Team, or Pair):

Discipline in or about which the protest is being filed:

Specific rule book reference:

Specific protest:

Action taken:

Appendix D: Sample Chief Judge's Report

Event Name:

Location:

Date:

Sanctioning Authority:

Chief Judge:

Event Organizer:

Number of Competitors, listed by class and discipline:

Weather Conditions:

Spectator Attendance, notes on spectator reaction:

Efforts to Enlist New Fliers/Competitors:

General Notes on Competition, including any difficulties and recommendations to avoid repeating:

List of Any Protests and Their Resolution:

Competitors' Suggestions at Debriefings:



All Japan Sport Kite Association



American Kitefliers Association



Sport Team and Competitive Kiting